



District Report Card: 2017


State: Tamil Nadu	District: Pudukkottai
Class: 8	Subject: Language
Schools: 50	Students: 1086


Participation/Coverage


Students

 GENDER	Boys		Girls	
	Number	%	Number	%
	579	53.31	507	46.69

 AREA	Rural		Urban	
	Number	%	Number	%
	924	85.08	162	14.92

 CATEGORY	SC		ST		OBC		GEN	
	Number	%	Number	%	Number	%	Number	%
	252	23.20	1	0.09	823	75.78	10	0.92

 CWSN	LD	VI	HI	S&LD	ID	Oth
	2	1	2	2	3	1

 Management	Government		Government-aided	
	Number	%	Number	%
	931	85.73	155	14.27

Average Performance of Students in Language (%)

Overall	Gender		Area		Management		Social Group			
	Male	Female	Rural	Urban	Govt.	Aided	SC	ST	OBC	GEN
58.84	56.99	60.95	58.63	60.04	58.50	60.86	54.89	46.67	60.07	58.00

Performance on Learning Outcomes (LOs)

Learning Outcomes	Description	Average Performance(%)
L813	Read textual/non-textual materials with comprehension and identifies the details, characters, main idea and sequence of ideas and events while reading	58.84

Range of Performance of Students who Answered Correctly							
Below 30%		30% - 50%		50% - 75%		Above 75%	
Number	%	Number	%	Number	%	Number	%
131	12.06	241	22.19	450	41.44	264	24.31

Lowest Performing Learning Outcomes (LOs)

1 - Read textual/non-textual materials with comprehension and identifies the details, characters, main idea and sequence of ideas and events while reading (58.84)